

## Power supply unit - TRIO-PS-2G/3AC/24DC/10 - 2903154

Please be informed that the data shown in this PDF Document is generated from our Online Catalog. Please find the complete data in the user's documentation. Our General Terms of Use for Downloads are valid (<http://phoenixcontact.com/download>)



Primary-switched TRIO POWER power supply with push-in connection for DIN rail mounting, input: 3-phase, output: 24 V DC/10 A

### Product Description

TRIO POWER power supplies with standard functionality


The TRIO POWER power supply range with push-in connection has been perfected for use in machine building. All functions and the space-saving design of the single and three-phase modules are optimally tailored to the stringent requirements. Under challenging ambient conditions, the power supply units, which feature an extremely robust electrical and mechanical design, ensure the reliable supply of all loads.

### Your advantages

- ✓ Save time and costs, thanks to the Push-in connection and narrow design
- ✓ Increase system availability, thanks to dynamic boost with 150% of the nominal current for five seconds
- ✓ Maximum flexibility due to the wide temperature range from -25°C to +70°C and device startup at -40°C
- ✓ Rugged design



### Key Commercial Data

Packing unit	1 pc
GTIN	 4 046356 960953
GTIN	4046356960953
Weight per Piece (excluding packing)	1,080.000 g
Custom tariff number	85044030
Country of origin	China

### Technical data

#### Dimensions

Width	42 mm
-------	-------

# Power supply unit - TRIO-PS-2G/3AC/24DC/10 - 2903154

## Technical data

### Dimensions

Height	130 mm
Depth	160 mm
Installation distance right/left	0 mm / 0 mm
Installation distance top/bottom	50 mm / 50 mm

### Ambient conditions

Degree of protection	IP20
Inflammability class in acc. with UL 94 (housing / terminal blocks)	V0
Ambient temperature (operation)	-25 °C ... 70 °C (> 60 °C Derating: 2,5 %/K)
Ambient temperature (start-up type tested)	-40 °C
Ambient temperature (storage/transport)	-40 °C ... 85 °C
Max. permissible relative humidity (operation)	≤ 95 % (at 25 °C, non-condensing)
Climatic class	3K3 (in acc. with EN 60721)
Degree of pollution	2
Installation height	≤ 5000 m (> 2000 m, Derating: 10 %/1000 m)

### Input data

Nominal input voltage range	3x 400 V AC ... 500 V AC
	2x 400 V AC ... 500 V AC
Input voltage range	3x 400 V AC ... 500 V AC -20 % ... +15 %
	2x 400 V AC ... 500 V AC -10 % ... +15 %
AC frequency range	50 Hz ... 60 Hz
Discharge current to PE	< 3.5 mA
Current consumption	3x 0.6 A (400 V AC)
	3x 0.6 A (500 V AC)
	2x 1.1 A (400 V AC)
	2x 1.1 A (500 V AC)
Nominal power consumption	451.7 VA
Inrush current	≤ 26 A (typical)
Mains buffering time	typ. 10 ms (400 V AC)
	typ. 20 ms (500 V AC)
Input fuse	3.15 A (internal (device protection), slow-blow)
Recommended breaker for input protection	6 A ... 16 A (Characteristics B, C, D, K)
Power factor (cos phi)	0.58
Type of protection	Transient surge protection
Protective circuit/component	Varistor

### Output data

Nominal output voltage	24 V DC ±1 %
------------------------	--------------

# Power supply unit - TRIO-PS-2G/3AC/24DC/10 - 2903154

## Technical data

### Output data

Setting range of the output voltage ( $U_{Set}$ )	24 V DC ... 28 V DC (> 24 V DC, constant capacity restricted)
Nominal output current ( $I_N$ )	10 A
Dynamic Boost ( $I_{Dyn.Boost}$ )	15 A (5 s)
Derating	> 60 °C ... 70 °C (2.5%/K)
Connection in parallel	yes, for redundancy and increased capacity
Connection in series	yes
Protection against overvoltage at the output (OVP)	≤ 30 V DC
Control deviation	< 1 % (change in load, static 10 % ... 90 %)
	< 3 % (Dynamic load change 10 % ... 90 %, 10 Hz)
	< 0.1 % (change in input voltage ±10 %)
Residual ripple	≤ 20 mV <sub>PP</sub>
Output power	240 W
Typical response time	< 1 s
Maximum no-load power dissipation	< 1.1 W (400 V AC)
Power loss nominal load max.	< 22 W (480 V AC)

### General

Net weight	0.9 kg
Efficiency	> 92 % (at 400 V AC and nominal values)
MTBF (IEC 61709, SN 29500)	> 2100000 h (25 °C)
	> 1200000 h (40 °C)
	> 590000 h (60 °C)
Insulation voltage input/output	3 kV AC (type test)
	1.5 kV AC (routine test)
Degree of protection	IP20
Protection class	I (in closed control cabinet)
Inflammability class in acc. with UL 94 (housing / terminal blocks)	V0
Mounting position	horizontal DIN rail NS 35, EN 60715
Assembly instructions	alignable: horizontally 0 mm (≤ 40 °C) 10 mm (≤ 70 °C), vertically 50 mm

### Connection data, input

Connection method	Push-in connection
Conductor cross section solid min.	0.2 mm <sup>2</sup>
Conductor cross section solid max.	4 mm <sup>2</sup>
Conductor cross section flexible min.	0.2 mm <sup>2</sup>
Conductor cross section flexible max.	2.5 mm <sup>2</sup>
Conductor cross section AWG min.	24
Conductor cross section AWG max.	12

# Power supply unit - TRIO-PS-2G/3AC/24DC/10 - 2903154

## Technical data

### Connection data, input

Stripping length	10 mm
------------------	-------

### Connection data, output

Connection method	Push-in connection
Conductor cross section solid min.	0.2 mm <sup>2</sup>
Conductor cross section solid max.	4 mm <sup>2</sup>
Conductor cross section flexible min.	0.2 mm <sup>2</sup>
Conductor cross section flexible max.	2.5 mm <sup>2</sup>
Conductor cross section AWG min.	24
Conductor cross section AWG max.	12
Stripping length	10 mm

### Connection data for signaling

Connection method	Push-in connection
Conductor cross section solid min.	0.2 mm <sup>2</sup>
Conductor cross section solid max.	1.5 mm <sup>2</sup>
Conductor cross section flexible min.	0.2 mm <sup>2</sup>
Conductor cross section flexible max.	1.5 mm <sup>2</sup>
Conductor cross section AWG min.	24
Conductor cross section AWG max.	16
Stripping length	8 mm

## Standards

EMC requirements for noise immunity	EN 61000-6-1
	EN 61000-6-2
EMC requirements for noise emission	EN 61000-6-3
	EN 61000-6-4
Standard - Safety of transformers	EN 61558-2-16 (air clearances and creepage distances only)
Standard - Electrical safety	IEC 62368-1 (SELV)
Standard – Electronic equipment for use in electrical power installations and their assembly into electrical power installations	EN 50178/VDE 0160 (PELV)
Standard – Safety extra-low voltage	IEC 62368-1 (SELV) und EN 60204-1 (PELV)
Standard - Safe isolation	DIN VDE 0100-410
Standard – Limitation of mains harmonic currents	EN 61000-3-2
Rail applications	EN 50121-4

## Conformance/approvals

UL approvals	UL Listed UL 508
	UL/C-UL Recognized UL 60950-1

# Power supply unit - TRIO-PS-2G/3AC/24DC/10 - 2903154

## Technical data

### EMC data

Electromagnetic compatibility	Conformance with EMC Directive 2014/30/EU
Low Voltage Directive	Conformance with Low Voltage Directive 2014/35/EC
Conducted noise emission	EN 55016
	EN 61000-6-3 (Class B)
Electrostatic discharge	EN 61000-4-2
Contact discharge	6 kV (Test Level 4)
Discharge in air	8 kV (Test Level 4)
Electromagnetic HF field	EN 61000-4-3
Frequency range	80 MHz ... 1 GHz
Test field strength	10 V/m (Test Level 3)
Frequency range	1 GHz ... 2 GHz
Test field strength	10 V/m (Test Level 3)
Frequency range	2 GHz ... 3 GHz
Test field strength	10 V/m (Test Level 3)
Comments	Criterion A
Fast transients (burst)	EN 61000-4-4
Input	4 kV (Test Level 4 - asymmetrical)
Output	2 kV (Test Level 3 - asymmetrical)
Signal	1 kV (Test Level 2 - asymmetrical)
Comments	Criterion A
Surge voltage load (surge)	EN 61000-4-5
Input	3 kV (Test Level 3 - symmetrical)
	6 kV (Test Level 4 - asymmetrical)
Output	1 kV (Test Level 2 - symmetrical)
	2 kV (Test Level 1 - asymmetrical)
Signal	1 kV (Test Level 1 - symmetrical)
Comments	Criterion B
Conducted interference	EN 61000-4-6
Frequency range	0.15 MHz ... 80 MHz
Voltage	10 V (Test Level 3)
Comments	Criterion A
Criterion A	Normal operating behavior within the specified limits.
Criterion B	Temporary impairment to operational behavior that is corrected by the device itself.

### Environmental Product Compliance

REACH SVHC	Lead 7439-92-1
China RoHS	Environmentally Friendly Use Period = 25;

# Power supply unit - TRIO-PS-2G/3AC/24DC/10 - 2903154

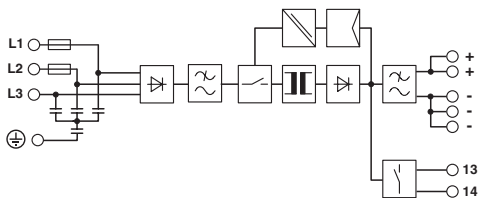
## Technical data

### Environmental Product Compliance

	For details about hazardous substances go to tab "Downloads", Category "Manufacturer's declaration"
--	---

## Drawings

Block diagram



## Classifications

### eCl@ss

eCl@ss 10.0.1	27040701
eCl@ss 11.0	27040701
eCl@ss 4.0	27040700
eCl@ss 4.1	27040700
eCl@ss 5.0	27049000
eCl@ss 5.1	27049000
eCl@ss 6.0	27049000
eCl@ss 7.0	27049002
eCl@ss 9.0	27040701

### ETIM

ETIM 4.0	EC002540
ETIM 6.0	EC002540
ETIM 7.0	EC002540

### UNSPSC

UNSPSC 13.2	39121004
UNSPSC 18.0	39121004
UNSPSC 19.0	39121004
UNSPSC 20.0	39121004
UNSPSC 21.0	39121004

## Approvals

### Approvals

## Power supply unit - TRIO-PS-2G/3AC/24DC/10 - 2903154

### Approvals








#### Approvals

UL Listed / UL Recognized / cUL Recognized / IECEx CB Scheme / cUL Listed / EAC / EAC / DNV / cULus Recognized / cULus Listed

#### Ex Approvals

UL Listed / cUL Listed / cULus Listed

#### Approval details

UL Listed		<a href="http://database.ul.com/cgi-bin/XYV/template/LISEXT/1FRAME/index.htm">http://database.ul.com/cgi-bin/XYV/template/LISEXT/1FRAME/index.htm</a>	FILE E 123528
UL Recognized		<a href="http://database.ul.com/cgi-bin/XYV/template/LISEXT/1FRAME/index.htm">http://database.ul.com/cgi-bin/XYV/template/LISEXT/1FRAME/index.htm</a>	FILE E 211944
cUL Recognized		<a href="http://database.ul.com/cgi-bin/XYV/template/LISEXT/1FRAME/index.htm">http://database.ul.com/cgi-bin/XYV/template/LISEXT/1FRAME/index.htm</a>	FILE E 211944
IECEx CB Scheme		<a href="http://www.iecee.org/">http://www.iecee.org/</a>	DK-44806-A1-M1-UL
cUL Listed		<a href="http://database.ul.com/cgi-bin/XYV/template/LISEXT/1FRAME/index.htm">http://database.ul.com/cgi-bin/XYV/template/LISEXT/1FRAME/index.htm</a>	FILE E 123528
EAC			RU S- DE.BL08.W.00764
EAC			RU S- DE.BL08.W.00764
DNV		<a href="https://approvalfinder.dnv.com/">https://approvalfinder.dnv.com/</a>	TAA00000BM

## Power supply unit - TRIO-PS-2G/3AC/24DC/10 - 2903154

### Approvals

cULus Recognized



cULus Listed



### Accessories

#### Accessories

##### Device circuit breakers

Electronic circuit breaker - CBM E4 24DC/0.5-10A NO-R - 2905743



Multi-channel, electronic circuit breaker with active current limitation for protecting four loads at 24 V DC in the event of overload and short circuit. With nominal current assistant and electronic locking of the set nominal currents. For installation on DIN rails.

Electronic circuit breaker - CBM E8 24DC/0.5-10A NO-R - 2905744



Multi-channel, electronic circuit breaker with active current limitation for protecting eight loads at 24 V DC in the event of overload and short circuit. With nominal current assistant and electronic locking of the set nominal currents. For installation on DIN rails.

Electronic circuit breaker - CBMC E4 24DC/1-4A NO - 2906031



Multi-channel electronic circuit breaker for protecting four loads at 24 V DC in the event of overload and short circuit. With electronic locking of the set nominal currents. For installation on DIN rails.



## Power supply unit - TRIO-PS-2G/3AC/24DC/10 - 2903154

### Accessories

Electronic circuit breaker - CBMC E4 24DC/1-10A NO - 2906032



Multi-channel electronic circuit breaker for protecting four loads at 24 V DC in the event of overload and short circuit. With electronic locking of the set nominal currents. For installation on DIN rails.

---

### Device protection

Type 3 surge protection device - PLT-SEC-T3-3S-230-FM - 2905230



Plug-in device protection, according to type 3/class III, for 3-phase power supply networks with separate N and PE (5-conductor system: L1, L2, L3, N, PE), with integrated surge-proof fuse and remote indication contact.

---

Type 3 surge protection device - PLT-SEC-T3-24-FM-PT - 2907925



Type 3 surge protection, consisting of protective plug and base element, with integrated status indicator and remote signaling for single-phase power supply networks. Nominal voltage: 24 V AC/DC

---

### Potential distributor

Potential distributors - VIP-2/SC/PDM-2/24 - 2315269



VARIOFACE module, with two equipotential busbars (P1, P2) for potential distribution, for mounting on NS 35 rails. Module width: 70.4 mm

---

Potential distributors - VIP-3/PT/PDM-2/24 - 2903798



VARIOFACE module with push-in connection and two equipotential busbars (P1, P2) for potential distribution, for mounting on NS 35 rails. Module width: 57.1 mm

# Power supply unit - TRIO-PS-2G/3AC/24DC/10 - 2903154

## Accessories

---

Phoenix Contact 2022 © - all rights reserved  
<http://www.phoenixcontact.com>